

Model type:  
**FM37K(IX)NZ**

Commercial code:  
**F025482**

## General notes

### Technical Documentation guidelines

---

---

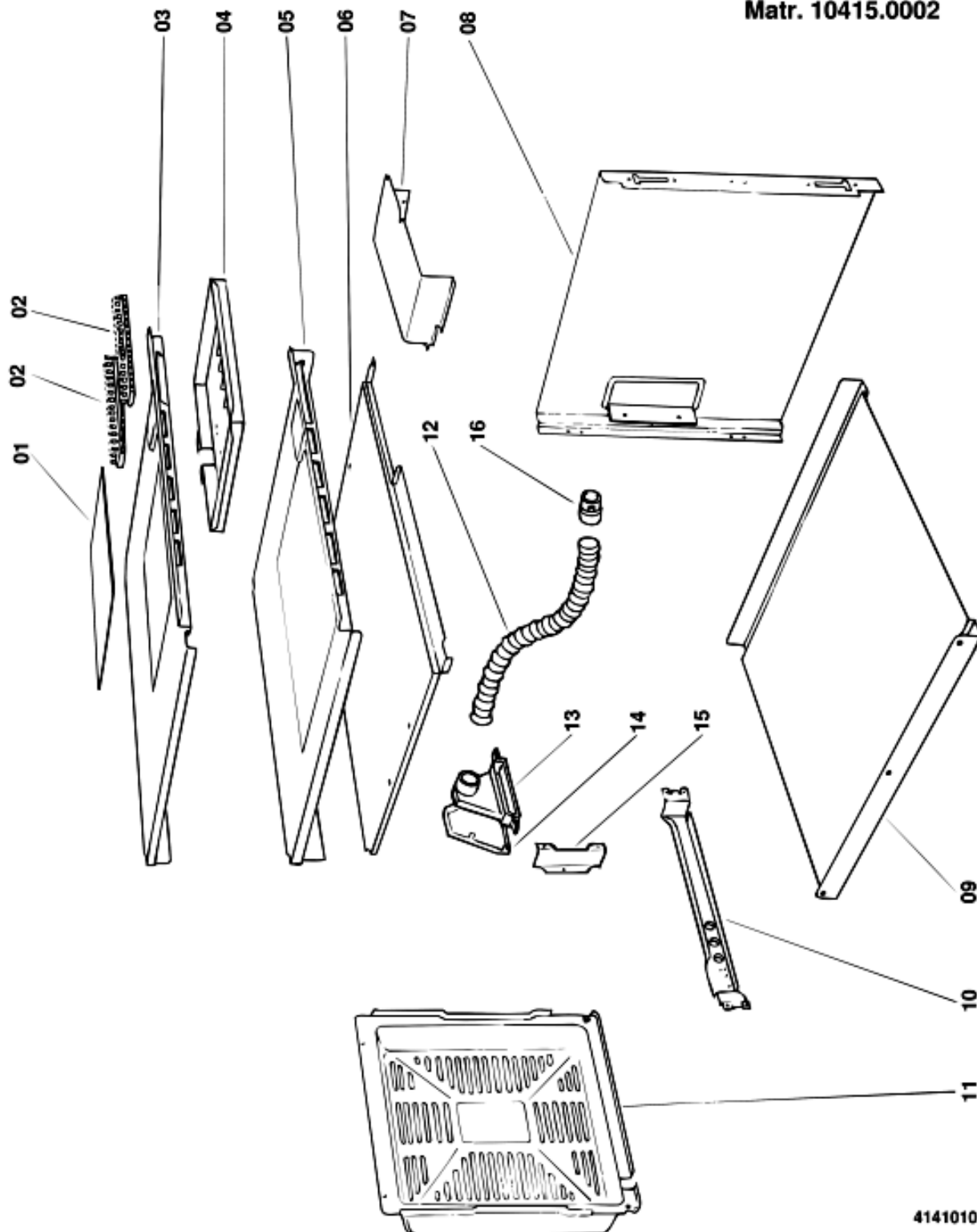
You can find herewith some generic information to simplify consulting of technical documentation:

1. Models of same range share the same exploded views, which report the richest set of spare parts: generally, a model does not necessarily have a related spare part for each particular shown on exploded views.
2. Some spare parts can not be represented directly on the exploded views (instruction booklets, specific kit, etc...). You can find those codes in the spare parts list with the same reference of particular where spares are installed or with references 099, 999. Instruction booklets, once managed, appear with 000 reference.
3. On the higher right site of each exploded view there is a serial number which indicates the beginning of the production of certain range: some models might have more than an exploded view for a given category, each distinguished by a different serial no. and linked to another spare parts list, In this case, serial no. is required to supply the right spare part code. Exploded view to be considered is the one with a more recent serial no. but previous than the one of the model that needs assistance.
4. Exploded views might require further updates even after publishing. Addition of new spares will go on following the already existing numeration references. Revision number of an exploded view is shown into last four digits of serial number into upper right hand corner.
5. The spare parts list associated to an exploded view shows related codes of spares managed for a certain model; for each spare part other informations are available:  
  
REF: reference no of spare into a table; SUBSTITUTE: list of spare(s) which can replace a code but that keeps same functional characteristics  
  
INDUSTRIAL CODE: list of variables of a model (shown into model label) where such spare is used; NOTICE: code of information(s) to refer to complete technical intervention, track for changes or to find correct spare part code.
6. Some notices, into a same section are generic therefore cannot be directly linked to a spare part. In order to assist a model in the best way as possible, it is helpful to pay attention to all notices and constantly verify documentation updates
7. Technical documentation cover shows model name and its commercial codes

4141010

Exploded views

Matr. 10415.0002



4141010

4141010

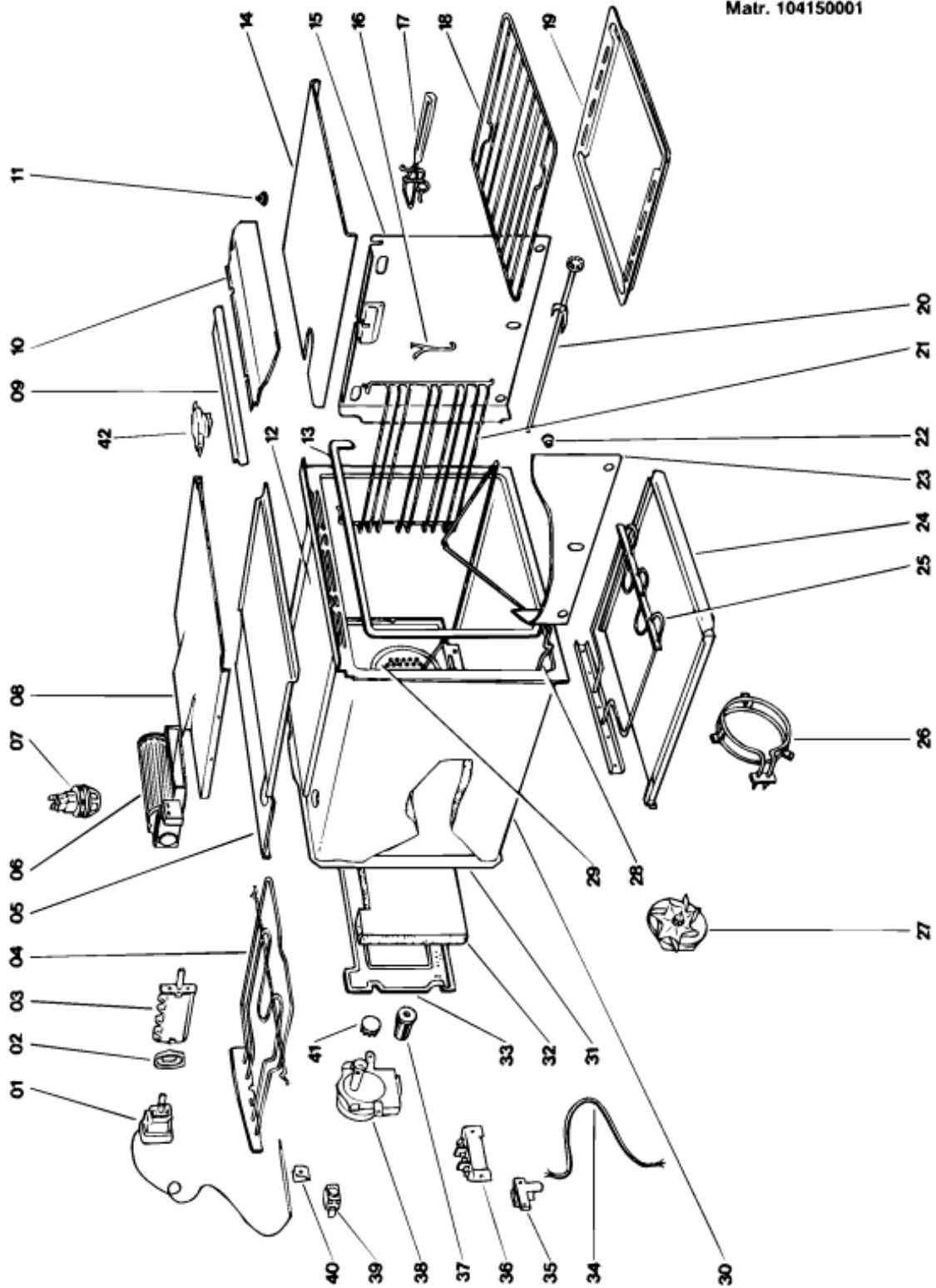
Spare parts list

Ref.	Code	From	To S/N	Substitute	Description	Notice	Industrial
000	C00083921 -				user instruction book fm37k nz 7c.		
005	C00028025 -				oven top cover		
008	C00022146 -				access cover - side panel		
008	C00048091 -				oven side panel lh (fixed pivot)		
008	C00048092 -				oven side panel rh (fixed pivot)		
009	C00022148 -				oven bottom cover		
011	C00048011 -				outer back oven cover		

4141110

Exploded views

Matr. 104150001



4141110

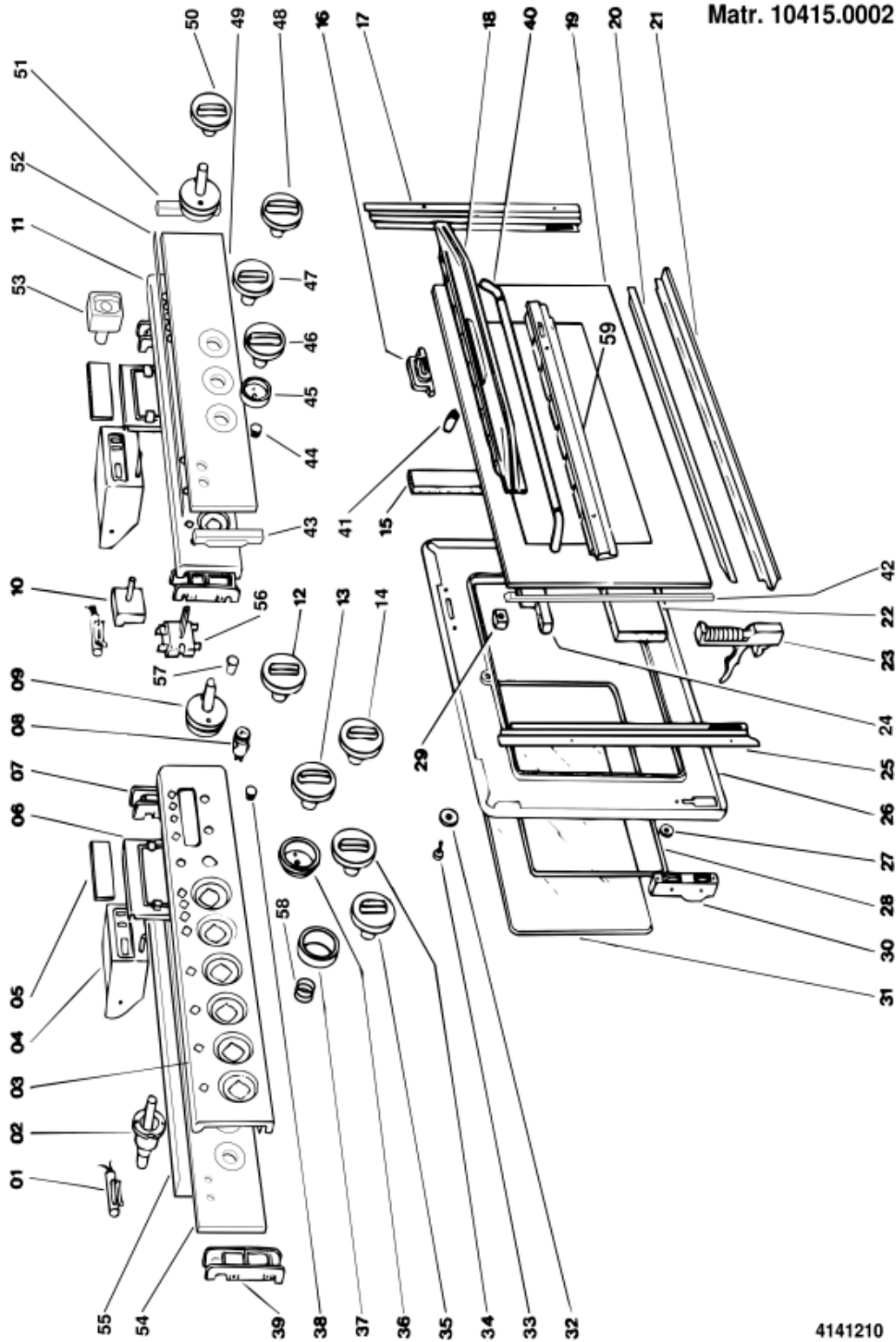
Spare parts list

Ref.	Code	From	To S/N	Substitute	Description	Notice	Industrial
001	C00011573 -			1 x C00297891	oven thermostat		
003	C00025130 -				oven function switch		
004	C00039575 -				upper heating element - oven/grill		
005	C00034712 -				ventilation ducting		
006	C00033781 -				motor fan/assy -		
007	C00015910 -				oven lamp e14 220v 15w		
007	C00038035 -				oven lamp assembly		
009	C00033127 -				top front trim (for grill) - black		
010	C00030885 -				heat deflector plate - knobs		
011	C00011093 -				deflector washer		
013	C00027982 -				oven door seal- 4 sides brown		
015	C00017374 -				self-cleaning oven panel - rh		
017	C00016432 -				handle - grill pan / turnspit		
018	C00052667 -				oven shelf-parallel australia		
019	C00031422 -				drip tray - black enamelled		
021	C00033135 -				wire runners - oven shelf supports		
022	C00016118 -				round securing nut - shelf runners		
023	C00017375 -				self cleaning oven panel - lh		
024	C00016423 -				ducting - lower heating element		
025	C00023885 -				lower heating element 240v		
026	C00023884 -				fan oven heating element circular		
027	C00016057 -				fan motor-(cooking) 220v/240v		
029	C00034304 -				oven back panel (inner)- self		
030	C00033953 -				oven insulation - sides		
031	C00049098 -				oven chamber -(fixed hinge pivot)		
032	C00039048 -				oven insulation mat - back		
033	C00016108 -				oven outer back panel		
034	C00026767 -				supply cable 10a 3x1		
036	C00039460 -				terminal block 2.pole (fastex)		
040	C00039578 -				push in spring clip - thermostat		
042	C00058008 -				gas oven thermostat israel		
043	C00075035 -				klixon		
044	C00038914 -			1 x C00280851	fixing plate for self-tapping screw		
099	C00044805 -				2-pole earthing rivet		

4141210

Exploded views

Matr. 10415.0002



4141210

4141210

Spare parts list

Ref.	Code	From	To S/N	Substitute	Description	Notice	Industrial
001	C00028054 -				pilot light - horizontal fitting red		
003	C00083000 -				dashboard fm37 ix nz/ir		
004	C00051477 -				electronic program eaton 220-		
006	C00028444 -				support plate - programmer		
007	C00048628 -				control panel support rhs giugiaro		
013	C00075060 -				oven knob chrome 6mm		
016	C00075033 -				outlet vent rh ve.forz.		
017	C00048707 -			1 x C00049251	rh front strut (fixed hinge) -		
019	C00075063 -				outer door glass		
021	C00075062 -				lower trim stainl.(fixed hinge		
023	C00048108 -				oven door hinge (fixed hinge		
025	C00048708 -			1 x C00049251	lh front strut (fixed hinge) -		
026	C00075055 -				oven inner door & glass		
027	C00033163 -				washer - black		
030	C00048090 -				hinge support (fixed hinge pivot)		
038	C00036428 -				pilot light lens - yellow		
039	C00048629 -				control panel support lhs giugiaro		
040	C00075061 -				door handle - chrome		
057	C00052593 -				timer button (programmer) - black		
099	C00017240 -				self-tapping screw 8px9,52 t1/2t-		
099	C00033431 -				screw m5 x 20 tsp black		
099	C00048667 -				door handle spacer - black		



## Notices

### n1015029: Elimination of built-in oven spacer

-----  
With regard to all Indesit built-in ovens from serial number 20422.0001, knob spacer code 139381 has been removed in order to improve fixing. Because of this modification, new knobs designed to be fitted without spacer have been introduced. Pre-modification knobs will continue to be stocked by the spare parts warehouse and must be fitted only with the relative spacer.

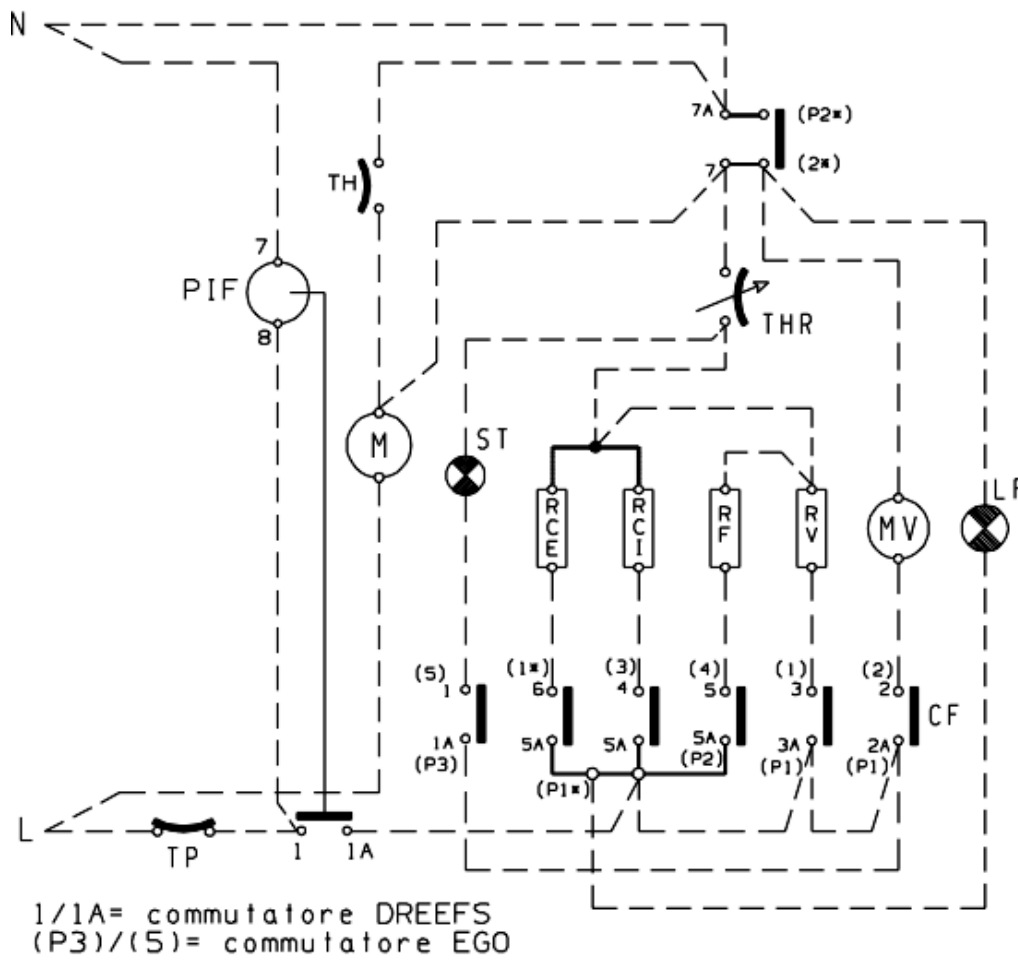
The following is a list of the various knobs identified by colour:

- 076286 (brown - to be used with spacer) / 088883 new brown
- 075049 (black - to be used with spacer) / 075064 new black
- 075043 (white - to be used with spacer) / 075075 new white
- 075060 (stainless steel - to be used with spacer) / 089440 new stainless steel

Electric schemes and links

Cod. se088200

SE088200



SCHEMA ELETTRICO  
 FM 37 K NZ

## Legend

Legend: se088200

AE	Ignition transformer	PE	Plate electric (Normal and Rapid)
AT	Ignition transformer	PEL	Wall socket
CF	Oven commutator	PIF	Cooking programmer
CP	Plate commutator(Normal end Rapid)	POT	Thermostated potentiometer
CT	Plate commutator(Automatic)	PT	Termoprotector
DC DR	Double Knob double crown burner control card	PTC	Thermostated sensor
EV	Electro-Valve	RCE	Grill heating element ex- ternal
FC	End of cooking programmer	RCI	Grill heating element internal
FRONT	Daschboard	RE	Energy regulator
I/LF	OVEN LIGHT SWITCH	RF	Oven lower heating element
I/LF-MG	OVEN LIGHT SWITCH + ROTISSERIE	RG	Grill heating element
I/MG	TURNSPIT SWITCH	RG COM	Grill heating element un- ion
IL	Knobs' Lighting	RV	Heating element ventilated oven
ILG	Lamp switch turnspit	SA	Boiler operating led
IT	Thermostated switch	SB	Thermostated burner led
L	Line (Feed)	SF	Warning light working
LF	Oven light	SO	Probe temperature
LI	Oven light	SP	Operating Indicator Light for the Plate
M	Suction motor handle	ST	Warning light thermostat
MG	Turnspit motor	TH	Thermostat fixed
MO	Terminal board	TH2	Thermostated burner cooling
MUFF	Oven	THR	Adjustable thermostat
MV	Fan motor	TP	Termoprotector
N	Neutral (Feed)	TRAV	Support terminal board
PA	Ignition push-button	TRM	Thermostated burner control card